

























































7 100m Breaststroke Men Heat

Official

Rank	Competitor	Year	Club	RT	PTS	Result	
1	 Kevin Zhang	2006		0.67		1:03.14 Entry: 1:03.60 -0.46	QA
	50m: 29.20 100m: 1:03.14 (33.94)						
2	 Hara Hughes	2005		0.65		1:03.46 Entry: 1:02.30 +1.16	QA
	50m: 29.11 100m: 1:03.46 (34.35)						
3	 Blair Helms	2002		0.64		1:04.09 Entry: 1:04.54 -0.45	QA
	50m: 29.66 100m: 1:04.09 (34.43)						
4	 Rylind Wheeler	2008		0.65		1:05.36 Entry: 1:03.72 +1.64	QA
	50m: 30.45 100m: 1:05.36 (34.91)						
5	 Joseph Reiher	2006		0.72		1:05.61 Entry: 1:03.89 +1.72	QA
	50m: 30.68 100m: 1:05.61 (34.93)						
6	 Danny Sun	2010		0.73		1:05.72 Entry: 1:05.40 +0.32	QA
	50m: 29.77 100m: 1:05.72 (35.95)						
7	 Hajin Jun (V)	2007		0.65		1:05.91 Entry: 1:04.71 +1.20	QA
	50m: 30.55 100m: 1:05.91 (35.36)						
8	 Michael Yang	2011		0.73		1:07.96 Entry: 1:06.02 +1.94	QA
	50m: 31.65 100m: 1:07.96 (36.31)						
9	 Daniel Smith	SB19 2008		0.64	906	1:08.31 S19 NZR Entry: 1:08.53 -0.22	QB
	50m: 31.86 100m: 1:08.31 (36.45)						
10	 John Park	2008		0.71		1:08.40 Entry: 1:06.45 +1.95	QB
	50m: 32.42 100m: 1:08.40 (35.98)						
11	 Zack Pask	2008		0.73		1:08.64 Entry: 1:07.74 +0.90	QB
	50m: 32.19 100m: 1:08.64 (36.45)						
12	 Caleb Yin	2009		0.63		1:08.67 Entry: 1:05.58 +3.09	QC
	50m: 31.37 100m: 1:08.67 (37.30)						
13	 Elwin Bao	2008		0.71		1:08.82 Entry: 1:05.18 +3.64	QB
	50m: 30.92 100m: 1:08.82 (37.90)						

14	 Cameron Karpil	2008		0.74	1:08.89 Entry: 1:06.77 +2.12	QB
	50m: 31.95 100m: 1:08.89 (36.94)					
15	 Jethrow Yoon	2009		0.65	1:09.62 Entry: 1:07.27 +2.35	QC
	50m: 32.75 100m: 1:09.62 (36.87)					
16	 Rick Zhao	2010		0.69	1:10.14 Entry: 1:08.23 +1.91	QC
	50m: 32.98 100m: 1:10.14 (37.16)					
17	 Sam McAlister	2007		0.68	1:10.19 Entry: 1:09.70 +0.49	QB
	50m: 32.61 100m: 1:10.19 (37.58)					
18	 Jonathan Swan	2007		0.62	1:10.23 Entry: 1:07.56 +2.67	QB
	50m: 31.98 100m: 1:10.23 (38.25)					
19	 Tharuk Kekuna	2007		0.67	1:11.04 Entry: 1:13.08 -2.04	?
	50m: 31.67 100m: 1:11.04 (39.37)					
19	 Travis Henderso	2010		0.66	1:11.04 Entry: 1:11.39 -0.35	?
	50m: 32.38 100m: 1:11.04 (38.66)					
21	 Eric Wong	2008		0.62	1:11.34 Entry: 1:07.57 +3.77	QC
	50m: 34.00 100m: 1:11.34 (37.34)					
22	 Cormac Flynn (2009		0.74	1:11.48 Entry: 1:11.22 +0.26	QC
	50m: 33.77 100m: 1:11.48 (37.71)					
23	 Runxiang Wang	2010		0.67	1:11.85 Entry: 1:10.94 +0.91	QC
	50m: 33.01 100m: 1:11.85 (38.84)					
24	 Robert Thomps	2008		0.76	1:11.90 Entry: 1:11.07 +0.83	QC
	50m: 34.00 100m: 1:11.90 (37.90)					
25	 Shawn Li	2011		0.76	1:12.73 Entry: 1:11.88 +0.85	
	50m: 34.67 100m: 1:12.73 (38.06)					
26	 Abe Alblas	2007		0.71	1:13.02 Entry: 1:11.20 +1.82	
	50m: 32.95 100m: 1:13.02 (40.07)					
27	 Ewan O'Connor	2009		0.77	1:13.16 Entry: 1:13.31 -0.15	
	50m: 32.88 100m: 1:13.16 (40.28)					
28	 Dhylan Oyston	2010		0.66	1:13.42 Entry: 1:12.52 +0.90	
	50m: 34.35 100m: 1:13.42 (39.07)					
29	 Yen-Cheng Lee	2008		0.65	1:13.53 Entry: 1:10.91 +2.62	

50m: 34.10 100m: 1:13.53 (39.43)

30	 Remy Burns	2007 	0.71	1:14.02 Entry: 1:12.87 +1.15
	50m: 34.16 100m: 1:14.02 (39.86)			
31	 Sonny Liu	2009 	0.67	1:14.23 Entry: 1:12.90 +1.33
	50m: 34.34 100m: 1:14.23 (39.89)			
32	 Isaiah Tauu	2011 	0.65	1:15.25 Entry: 1:13.32 +1.93
	50m: 34.36 100m: 1:15.25 (40.89)			
33	 Riley Hurbuns	2008 	0.74	1:15.26 Entry: 1:12.33 +2.93
	50m: 34.94 100m: 1:15.26 (40.32)			
34	 Grayson Swane	2010 	0.67	1:15.87 Entry: 1:13.46 +2.41
	50m: 35.34 100m: 1:15.87 (40.53)			
-	 Jonny Joseph	2010 	0.68	DSQ